

# World Freight Terminal Manchester Airport

## 401

3 new build warehouse logistics  
units from 21,594 to 84,098 sq ft

TO LET - AVAILABLE NOW

Avro Way, World Freight Terminal,  
Manchester Airport, M90 5XR







**401** provides brand-new, and high-specification, freight forwarding space, designed specifically to enable efficient and rapid transit of goods direct from the airport to the motorway network.



**World Freight Terminal  
Manchester Airport**



Wilmslow Road

Local occupiers include





THEHUTGROUP

onata

DHL

401

onata  
catering



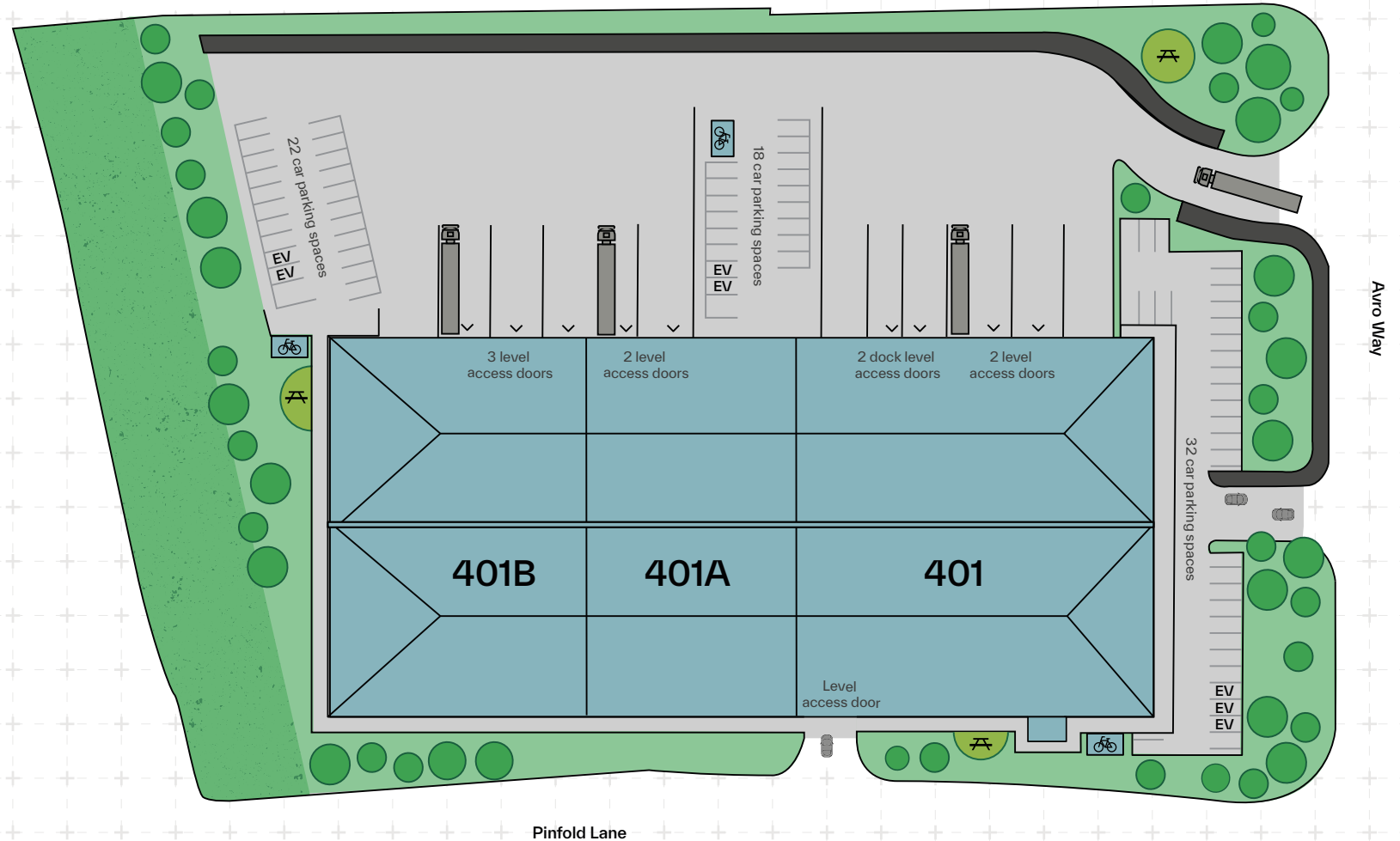


# Schedule Of Areas



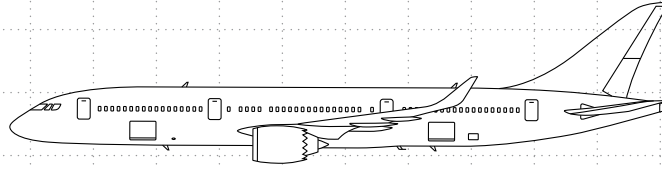
<b>401</b>	<b>401</b>	<b>401A</b>	<b>401B</b>
Warehouse / Reception	32,405 sq ft	19,509 sq ft	23,954 sq ft
1st Floor Office	3,482 sq ft	2,085 sq ft	2,663 sq ft
<b>Total</b>	<b>35,887 sq ft</b>	<b>21,594 sq ft</b>	<b>26,617 sq ft</b>

\* Units can be combined to provide 84,098 sq ft





# Specification



BREEAM Excellent

EPC 'A'

Net zero carbon status

10 metre eaves

Dock level loading access

Level access doors

35 metre yard

Bike shelters

Staff and visitor parking

Picnic areas

EV charging points

Grade A offices at first floor

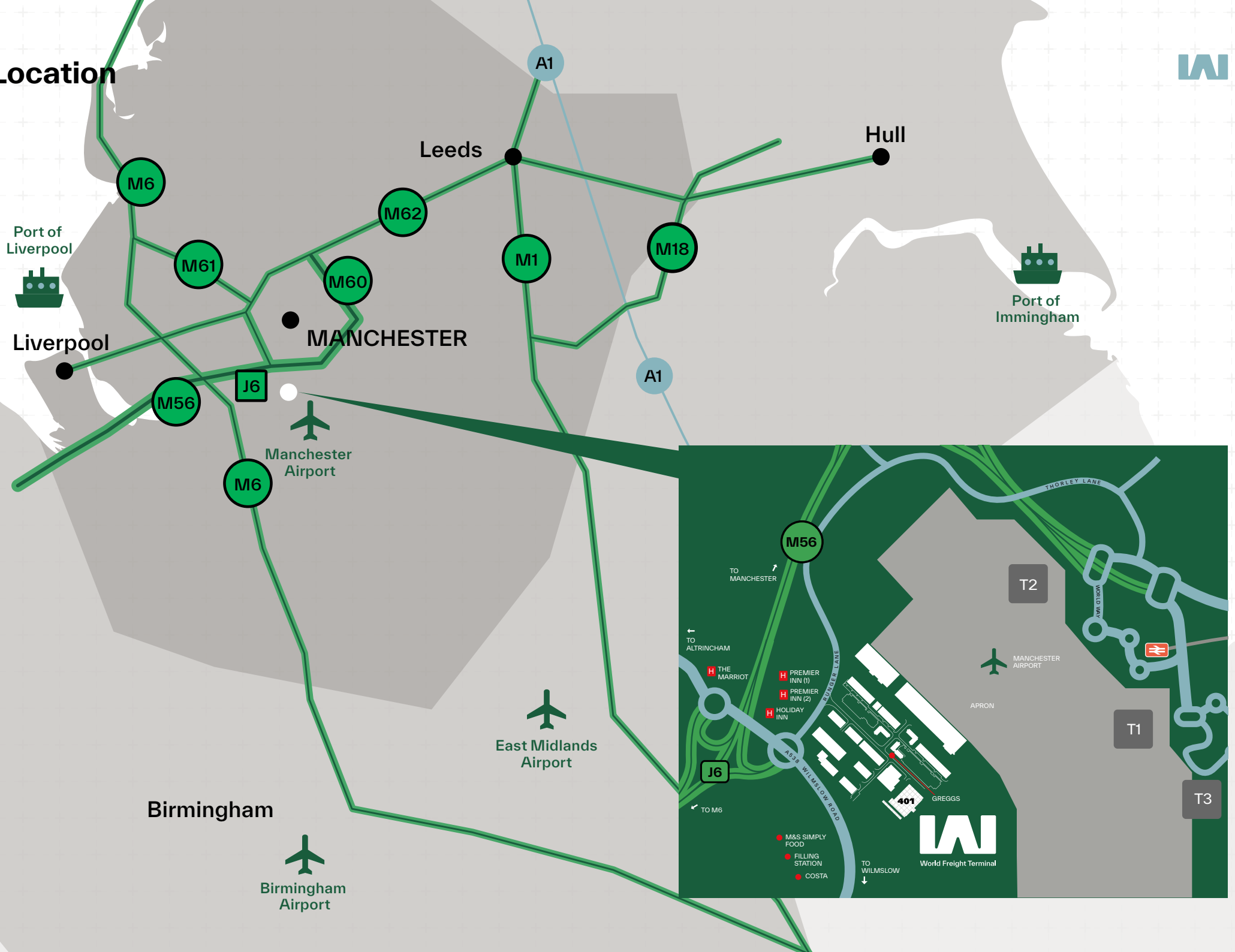
Space from 21,594 to 84,098 sq ft

Immediately available





# Location







W





## Contact



### Sam Royle

M: +44 7793 808 264

E: Sam.Royle@knightfrank.com

### Rob Tilley

M: +44 7973 622 837

E: Rob.Tilley@knightfrank.com

### Ruth Leighton

M: +44 7716 077 324

E: Ruth.Leighton@eu.jll.com

### Emma Kramer

M: +44 7843 815 021

E: Emma.Kramer@jll.com



[www.worldfreightterminal.com](http://www.worldfreightterminal.com)